Magnolia School

Rising 2nd Grade
Summer Math Packet

Dearest Monarchs,

We hope you are having a wonderful start to your summer! Over the coming weeks, we would like you to take some time to work on keeping your math skills sharp. Please complete the following pages and bring them with you on the first day of school. Remember to show your work and use additional paper if necessary.

Keep reviewing your math facts, too! Use flash cards, review with a family member, or maybe even go outside and practice those facts with some sidewalk chalk!

We are looking forward to seeing you in school soon!

Name _____

Same, More, Fewer

Draw a group with more than the group shown.

1.

2. 

Draw a group with fewer than the group shown.

3.

4.

Draw a group with the same as the group shown.

5.

6.

7.

8.

Copyright © by William H. Sadlier, Inc. All rights reserved.

Name _____

Sort

1. Circle the green shapes.

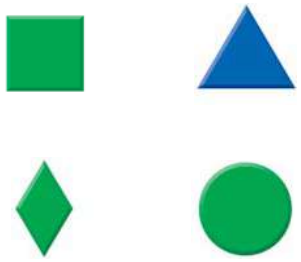

2. Circle the orange shapes.



3. Circle the small shapes.



4. Circle the large shapes.



5. Circle the shapes that are red and small.

6. Circle the shapes that are green and large.

Copyright © by William H. Sadlier, Inc. All rights reserved.

Name _____

Tally Marks

Tally the colored marbles.

1. _____

2. _____

3. _____

Tally the colored gem stones.

4. _____

5. _____

6. _____

Tally the toy animals.



7. _____

8. _____

9. _____

Copyright © by William H. Sadlier, Inc. All rights reserved.

Name _____

Inside, Outside, On

Look at the picture to answer each question.

Circle **Yes** or **No.**

1. Is the cow with the bell outside the barn? Yes No
2. Are the ducklings inside the barn? Yes No
3. Is the frog on the lily pad? Yes No
4. Is the cow without a bell inside the fence? Yes No
5. Is the rooster inside the barn? Yes No
6. Is the horse on the barn? Yes No

Copyright © by William H. Sadlier, Inc. All rights reserved.

Name _____

Next To, In Front, Far, Near

Look at the picture to answer each question.

Circle **Yes** or **No.**

1. Is the girl with pigtails in front of the tube? Yes No
2. Is the slide near the girl with pigtails? Yes No
3. Is the bird far from the girl with pigtails? Yes No
4. Is the boy with glasses next to another boy? Yes No
5. Is the ball far from the tube? Yes No
6. Are the swings in front of trees? Yes No

Copyright © by William H. Sadlier, Inc. All rights reserved.

Name _____

Left, Between, Right

Circle red the object on the left.

Circle blue the object on the right.

Put an ✗ on the object between the other objects.

1.

2.

3.

4.

5.

Copyright © by William H. Sadlier, Inc. All rights reserved.

Name _____

Color Patterns

Color to complete each color pattern.

1. 

2. 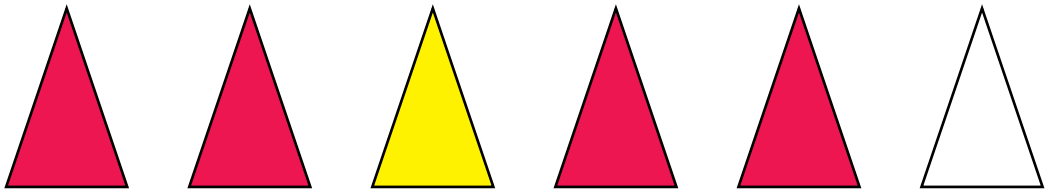

3. 

4. 

5. 

Copyright © by William H. Sadlier, Inc. All rights reserved.

Name _____

Shape Patterns

Draw and color what is most likely to come next in the shape pattern.

1. 

2. 

3. 

4. 

5.

Copyright © by William H. Sadlier, Inc. All rights reserved.

Name _____

Growing Patterns

Circle what comes next in the growing pattern.

1.

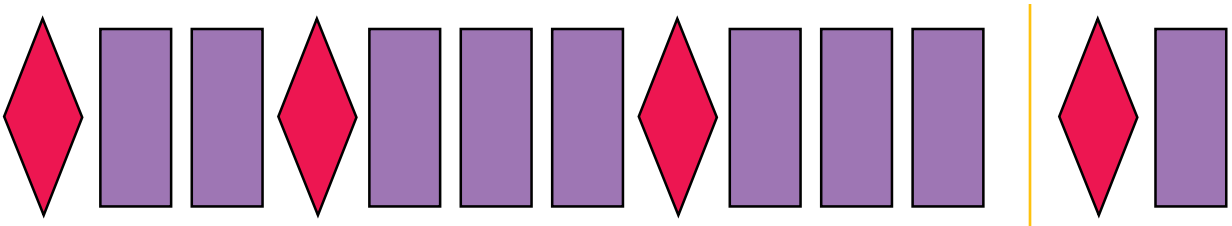

2.



3.

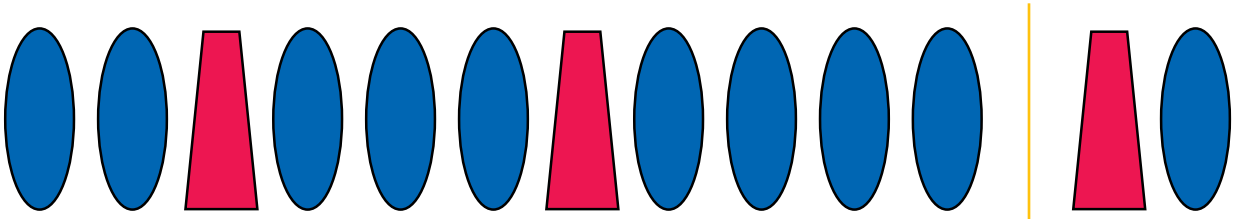

4.



5.



Copyright © by William H. Sadlier, Inc. All rights reserved.

Name _____

Transfer Patterns

Color to show the same kind of pattern using different colors.

1.

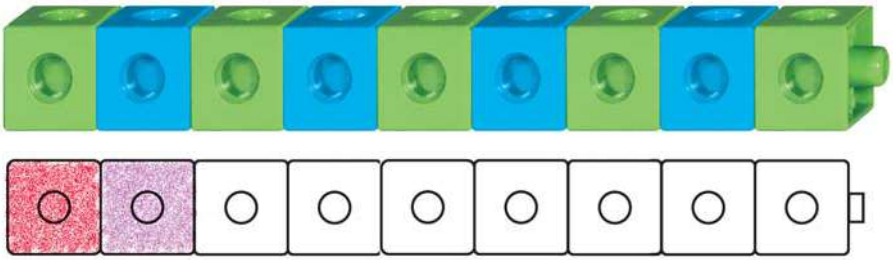

2.

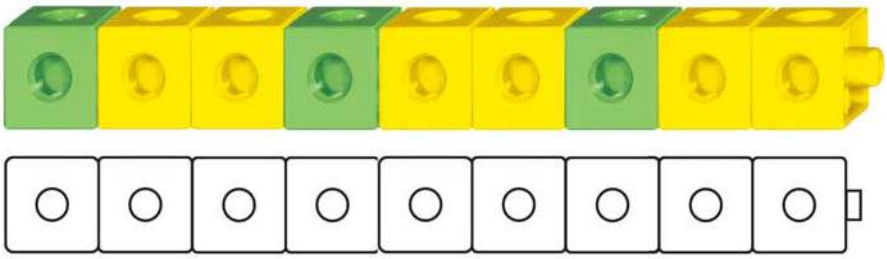

3.

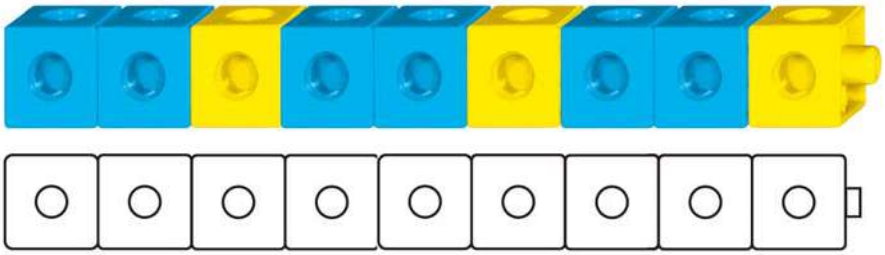

4.

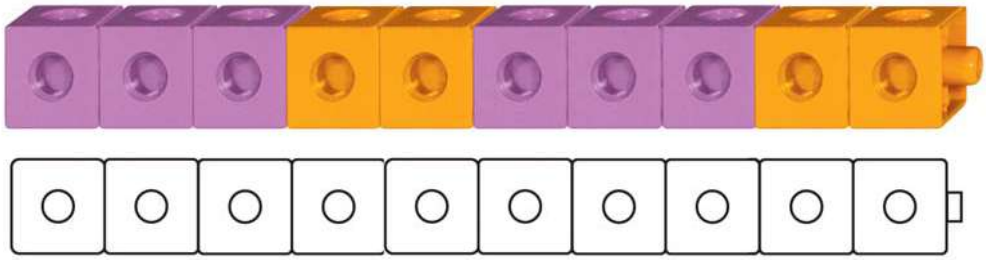

5.

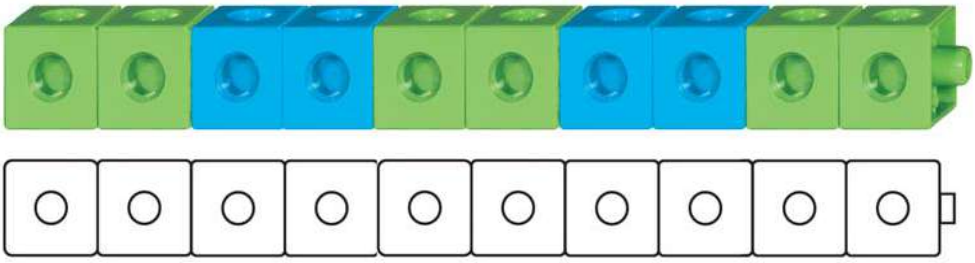

Copyright © by William H. Sadlier, Inc. All rights reserved.

Name _____

Pennies

Write how much.

1.

_____ ¢

2.

_____ ¢

3. 

_____ ¢

4.

_____ ¢

5.

_____ ¢

Copyright © by William H. Sadlier, Inc. All rights reserved.