Magnolia School

Rising 4th Grade
Summer Math Packet

Dearest Monarchs,

We hope you are having a wonderful start to your summer; we miss you at Magnolia School! Over the coming weeks, we would like you to take some time to work on keeping your math skills sharp. Please complete the following pages and bring them with you on the first day of school, September 1st. Remember to show your work and use additional paper if necessary.

Keep reviewing your math facts, too! Use flash cards, review with a family member, or maybe even go outside and practice those facts with some sidewalk chalk!

Additional Online Resources

www.MathIsFun.com

www.KhanAcademy.com

(There is an option to create a free account on Khan Academy to track student progress. However, there is no requirement to create an account and all the information can be accessed without one. Just click on the *Courses* tab on the home screen.)

Name _____ Date _____

Count by 2s, 5s, 10s

Count by 2s.

1. 12, _____, _____, _____, 20, _____, _____, _____, _____

2. 15, _____, _____, _____, 23, _____, _____, _____, _____

Count by 5s.

3. 15, _____, 25, _____, _____, _____, _____, _____, _____

4. 30, _____, 40, _____, _____, _____, _____, _____, _____

Count by 10s.

5. 10, _____, _____, _____, _____, _____, _____, _____, _____

6. 20, _____, _____, _____, _____, _____, _____, _____, _____

Write the missing numbers.

7. 10, 12, 14, _____, _____, 20

8. 22, 24, 26, _____, 30, _____

9. 20, 25, _____, 35, _____

10. 30, 40, 50, _____, _____, _____

11. 4, 6, _____, 10, _____, _____

12. 10, _____, _____, 25, _____

13. 50, 60, _____, _____, _____

14. 220, 230, _____, _____

Write the odd numbers between 44 and 60.

15. _____

Problem Solving

16. I am an even number between 8 and 12. You say me when you count by 2. What number am I? _____

17. I have 2 tens. I am an odd number. You say me when you count by 5. What number am I? _____

Copyright © William H. Sadlier, Inc. All rights reserved.

Name _____ Date _____

Money Less Than $1.00

Write the amount shown in two ways. First use the cent sign (¢). Then use the dollar sign ($) and decimal point(.).

1.

_____

2.

_____

3.

_____

4.

_____

5.

_____

6.

_____

7.

_____

8.

_____

Copyright © William H. Sadlier, Inc. All rights reserved.

Name _____ Date _____

Addition Facts Through 18

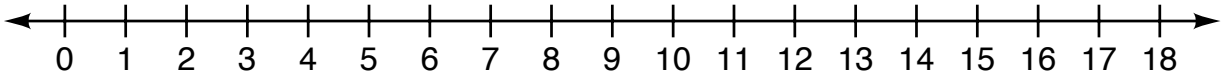

Add. You may use the number line above.

1. 2 + 5	**2.** 9 + 9	**3.** 7 + 2	**4.** 9 + 6	**5.** 6 + 7	**6.** 2 + 6
7. 8 + 2	**8.** 9 + 1	**9.** 5 + 9	**10.** 9 + 2	**11.** 8 + 7	**12.** 3 + 3
13. 8 + 8	**14.** 9 + 3	**15.** 5 + 7	**16.** 8 + 9	**17.** 4 + 7	**18.** 3 + 8

Find the sum.

19. 0 + 1 = _____	**20.** 7 + 7 = _____	**21.** 6 +8 = _____	**22.** 8 + 5 = _____
23. 8 + 4 = _____	**24.** 2 + 3 = _____	**25.** 4 + 0 = _____	**26.** 9 + 7 = _____
27. 6 + 0 = _____	**28.** 1 + 2 = _____	**29.** 5 + 5 = _____	**30.** 1 + 1 = _____
31. 9 + 4 = _____	**32.** 6 + 6 = _____	**33.** 4 + 6 = _____	**34.** 3 + 3 = _____
35. 3 + 7 = _____	**36.** 5 + 6 = _____	**37.** 6 + 9 = _____	**38.** 3 + 6 = _____

Copyright © William H. Sadlier, Inc. All rights reserved.

Name _____ Date _____

Subtraction Facts Through 18

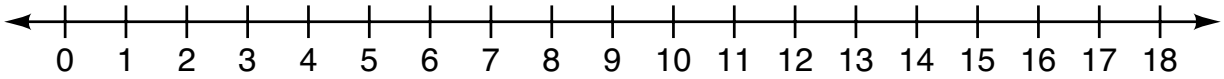

Subtract. You may use the number line above.

1. 12 − 5	**2.** 8 − 6	**3.** 11 − 3	**4.** 12 − 7	**5.** 9 − 3	**6.** 16 − 9
7. 15 − 7	**8.** 7 − 4	**9.** 14 − 7	**10.** 6 − 0	**11.** 9 − 1	**12.** 5 − 5
13. 9 − 4	**14.** 13 − 8	**15.** 18 − 9	**16.** 17 − 9	**17.** 13 − 9	**18.** 11 − 9

Find the difference.

19. 11 − 5 = _____ **20.** 15 − 6 = _____ **21.** 10 − 6 = _____

22. 7 − 6 = _____ **23.** 16 − 7 = _____ **24.** 14 − 6 = _____

Problem Solving

25. Jan has 9 party hats. Fifteen friends are coming to her party. How many more hats does Jan need?

_____

26. There are 15 streamers for Elena's party. Six are used to decorate. How many streamers can she give away?

_____

Copyright © William H. Sadlier, Inc. All rights reserved.

Name _____ Date _____

Mental Math Strategies

Add or subtract mentally.

1. 2 + 2 = _____ **2.** 1 + 2 = _____ **3.** 4 − 2 = _____ **4.** 3 + 2 = _____

5. 7 + 7 = _____ **6.** 15 − 7 = ____ **7.** 8 + 7 = _____ **8.** 15 − 8 = ____

9. 14 − 6 = ____ **10.** 5 + 5 = _____ **11.** 5 + 4 = _____ **12.** 9 − 4 = _____

13. 12 − 6 = ____ **14.** 8 + 8 = _____ **15.** 6 + 6 = _____ **16.** 13 − 6 = ____

17. 9 + 8 = _____ **18.** 6 + 7 = _____ **19.** 17 − 8 = ____ **20.** 16 − 8 = ____

21. 0 + 10 = ____ **22.** 13 − 7 = ____ **23.** 10 + 5 = _____ **24.** 14 − 7 = ____

25. 14 − 8 = ____ **26.** 10 − 6 = ____ **27.** 3 + 3 = _____ **28.** 4 + 3 = _____

Problem Solving

29. Seth wrote 17 postcards. He has 8 stamps. How many more stamps does he need to buy?

_____

30. Tina addressed 6 envelopes. Tyrone addressed double that number. How many envelopes did Tyrone address?

_____

Copyright © William H. Sadlier, Inc. All rights reserved.

Name _____ Date _____

Patterns

Look for a pattern. Find the next number.

1. 4, 8, 12, 16, _____

2. 6, 11, 9, 14, 12, _____

3. 2, 5, 8, 11, _____

4. 25, 30, 35, 40, _____

5. 5, 10, 15, 20, _____

6. 4, 11, 18, 25, 32, _____

7. 1, 3, 5, 7, 9, _____

8. 16, 14, 12, 10, 8, _____

9. 1, 4, 2, 5, 3, _____

10. 18, 13, 15, 10, 12, _____

11. 5, 10, 8, 13, 11, _____

12. 7, 2, 8, 3, 9, _____

13. 3, 6, 2, 5, 1, _____

14. 15, 17, 13, 15, 11, _____

Problem Solving

15. The first five house numbers on Mulberry Street form a number pattern. They are 13, 11, 9, 7, and 5. What is the house number of the sixth house? _____

16. Leah wears a sports jersey with the number 27 on Monday, one with the number 31 on Tuesday, and one with the number 35 on Wednesday. If she continues this pattern with more jerseys, what number jersey will Leah wear on Sunday? Draw the pattern. _____

Copyright © William H. Sadlier, Inc. All rights reserved.

Name _____ Date _____

Fractions: Part of a Whole

Write the fraction for the shaded part of each figure.

1.

2. 

3. 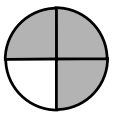

4. 

5. 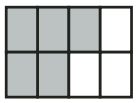

_____ _____ _____ _____ _____

Write the fraction for the part of the figure that is *not* shaded.

6. 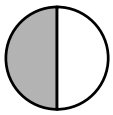

7. 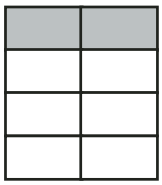

8. 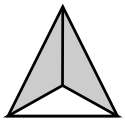

9. 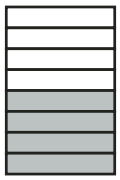

10.

_____ _____ _____ _____ _____

Write the word name for each fraction.

11. $\frac{1}{3}$ _____

12. $\frac{5}{8}$ _____

13. $\frac{2}{8}$ _____

14. $\frac{3}{4}$ _____

15. $\frac{1}{2}$ _____

16. $\frac{2}{4}$ _____

Problem Solving

17. Mary cut a pizza into eight equal parts. She gave 3 parts to her older sister and 2 parts to her younger brother. What part of the pizza was left?



_____

Copyright © William H. Sadlier, Inc. All rights reserved.

Name _____ Date _____

Fractions: Part of a Set

Write the fraction for the part of each set that is shaded.

1.

_____

2.



_____

3.

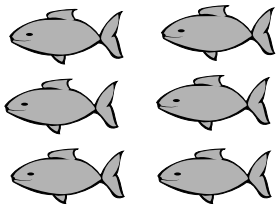

_____

Write the fraction for the part of each set that is *not* shaded.

4.



_____

5.



_____

6.



_____

Copyright © William H. Sadlier, Inc. All rights reserved.

Name _____ Date _____

Nonstandard Units

Write about how many small paper clips long each picture is.



1. 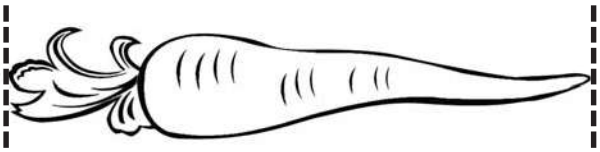 **about** _____ 

2. 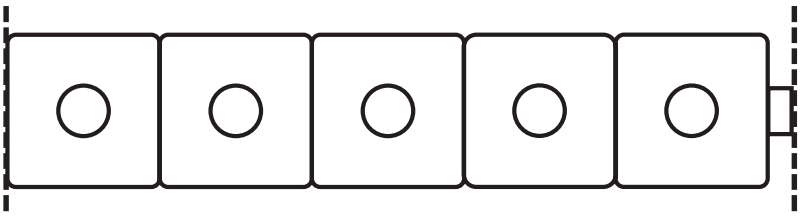 **about** _____ 

3. **about** _____ 

Measure each real object.
Write about how many small paper clips long each is.

4.

_____

5.

_____

Problem Solving
Answer each question. Then measure.

6. Which do you think is longer, a dictionary or a stapler?

7. To measure the length of a bed, would you use fewer paper clips or fewer pens? Explain.

8. Without measuring, which do you think is longer — the width of a class-room bookcase or its height? Explain your reasoning. Measure to check.

Copyright © William H. Sadlier, Inc. All rights reserved.

Name _____ Date _____

Inch and Centimeter

Draw a line for each length.

1. 1 inch

2. 5 inches

3. 1 centimeter

4. 5 centimeters

Use an inch ruler to measure each to the nearest inch.

5. 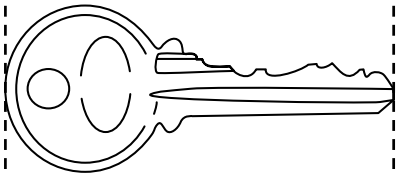

_____

6. 

_____

Use a centimeter ruler to measure each to the nearest centimeter.

7. 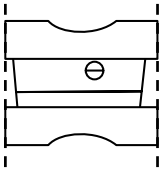

_____

8. 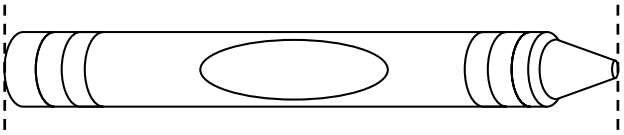

_____

Copyright © William H. Sadlier, Inc. All rights reserved.

Name _____ Date _____

Sides and Vertices

Name each figure. Then write the number of straight sides and the number of vertices each has.

1. 

_____

sides: _____

vertices: _____

2. 

_____

sides: _____

vertices: _____

3. 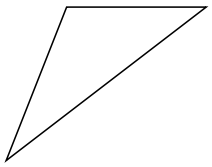

_____

sides: _____

vertices: _____

4. 

_____

sides: _____

vertices: _____

Draw a closed figure for each. You may use dot paper.

5. 3 sides

6. 0 sides

7. 8 sides

8. 4 sides

9. 6 sides

10. 10 sides

Copyright © William H. Sadlier, Inc. All rights reserved.

Name _____ Date _____

Venn Diagrams

Jane surveyed her friends to find out what kind of pizza they like.
Then Jane made a Venn diagram to show the results.

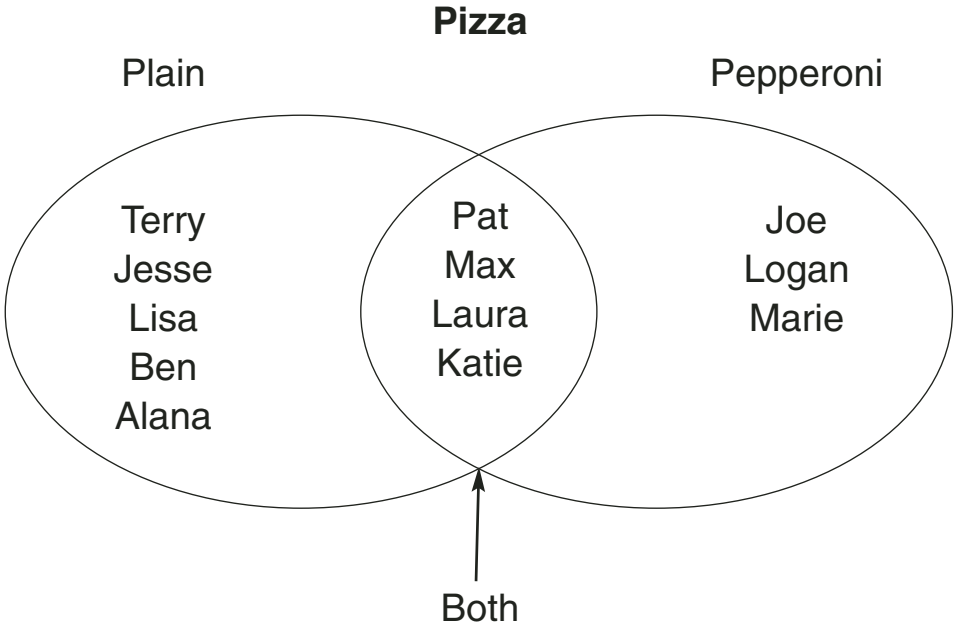

Use the diagram to answer these questions.

1. Which of Jane's friends like only plain pizza?

2. Which of Jane's friends like only pepperoni pizza?

3. Which of Jane's friends like both plain and pepperoni pizza?

4. How many friends did Jane survey?

5. If Jane's new friend Bob says he likes both plain and pepperoni pizza, where would Bob's name be written?

6. Survey 10 of your friends. Ask whether they like plain pizza, pepperoni pizza, or both. Record your data. Draw a Venn diagram like the one above, and show your results.

Copyright © William H. Sadlier, Inc. All rights reserved.

Name _____ Date _____

Read a Pictograph

Use the pictograph to answer questions 1–4.

Yield from Dan's Apple Trees	
McIntosh	🍏🍏🍏
Delicious	🍏🍏
Winesap	🍏🍏🍏🍏
Rome Beauty	🍏
Jonathan	🍏🍏🍏🍏🍏🍏
Key: Each 🍏 = 3 bushels.	

1. How many bushels of Winesaps came from Dan's trees?

   _____

2. Which kind gave the fewest bushels?

   _____

3. How many bushels were there in all?

   _____

4. Which kind yielded 9 bushels?

   _____

Use the pictograph to answer each question.

Stacy's Stamp Collection	
Italy	🎟🎟
Ghana	🎟🎟🎟🎟
France	🎟
Canada	🎟🎟🎟🎟🎟
Brazil	🎟🎟🎟
Key: Each 🎟 = 10 stamps.	

5. How many stamps are represented by each symbol?

   _____

6. How many stamps does Stacy have from each country?

   _____

7. From which country does Stacy have the most stamps?

   _____

8. From which country does Stacy have the least stamps?

   _____

9. From which country does Stacy have 30 stamps?

   _____

10. How many more stamps does Stacy have from Canada than from Brazil?

    _____

11. How many stamps does Stacy have in all?

    _____

12. List the countries from the one with the least number of stamps to the one with the most.

    _____

Copyright © William H. Sadlier, Inc. All rights reserved.

Name _____ Date _____

Read a Bar Graph

Use the bar graph to answer questions 1–5

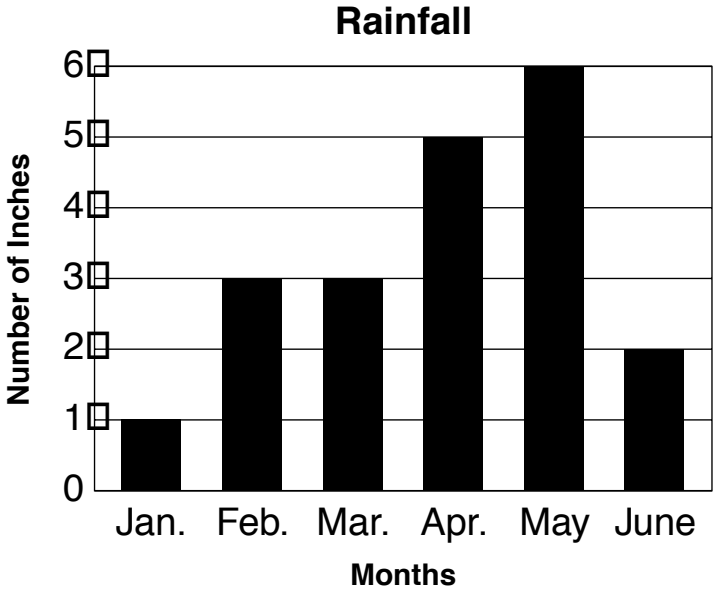

1. Which month had the least rain?

_____

2. Which two months had 3 inches of rain?

_____

3. When did it rain the most?

_____

4. How many more inches of rain fell in April than in June?

_____

5. Which months had twice as much rain as which other months?

_____

Use the bar graph to answer questions 6–9.



6. What type of books did the students read over summer break?

_____

7. Which type of book was read by the most students?

_____

8. Which type(s) of book was read by more than 10 students?

_____

9. How many books did the students read altogether?

_____

Copyright © William H. Sadlier, Inc. All rights reserved.

Name _____ Date _____

Certain, Possible, Impossible Outcomes

Write whether each outcome is certain, possible, or impossible.

1. a. 3

b. 5

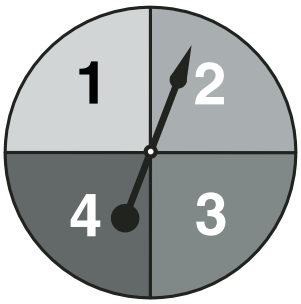

2. a. 4

b. 0

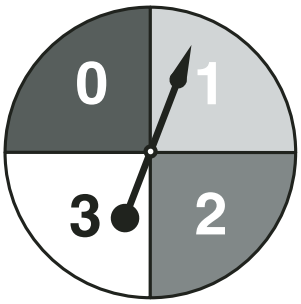

3. a. 1

b. 2

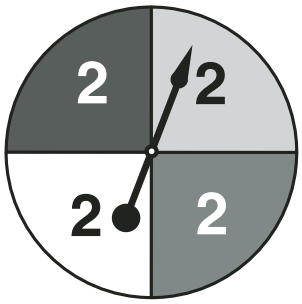

4. a. white

b. gray

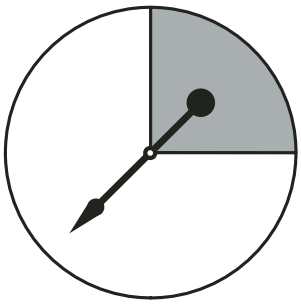

5. a. white

b. gray



6. a. 10

b. 9

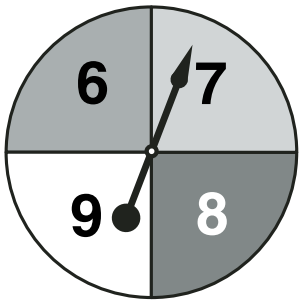

Circle the outcome.

7. Outcome: ○

certain
possible
impossible

8. Outcome: □

certain
possible
impossible

9. Outcome: △

certain
possible
impossible

Copyright © William H. Sadlier, Inc. All rights reserved.